

Atom™

The Atom™ is an IP67 miniature LED step light available with either snap-in or screw-mount installation. The asymmetric beam angle and wide lateral throw provide even illumination across step and path surfaces.

Project

Type



Features & Benefits



Small Form Factor
Just 1.8" in diameter



Rugged Design
IP67 Rated



Ease of Mounting
Gypsum, Concrete, or Wood



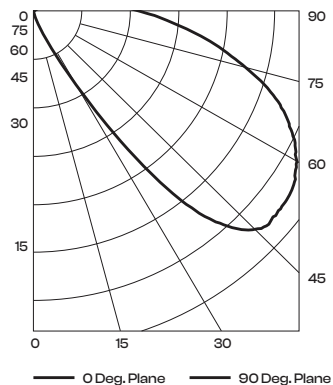
Dimmable
Flicker Free Dimming to 10%
with LightLink dimming module



Down Angled Beam
Asymmetric beam with
washboard eliminates glare

Performance

Polar Plot - Asymmetric Beam Angle



**28.5 Delivered Lumens
at 3000K and 92+ CRI.**

All results are according
to **IES LM-79-2008**:
Approved method
for the electrical and
photometric testing of
solid-state lighting.

Temperature:

Ambient Operating:
(-20°C) - (+40°C) =
(-20°F) - (+104°F)

Input Power:

1.5 Watts

Housing:

Marine Grade,
Aluminum Alloy

Life:

60,000hrs to L70

Finish:

Matte Black E-Coat
(Electrophoretic
Treatment)

Input Voltage:

24VDC

Lens:

Polycarbonate

Weight:

0.15 lbs

Specification Code Builder

EXAMPLE: C-08W-27K-H-V

Product	CCT 92+	Mounting	Finish	Bezel Style
E-Atom				
E-Atom™	20K - 2000K	SP - Snap Mount	C - Circle	PC - Polished Chrome
	22K - 2200K	SW - Screw Mount	O - Oval	PG - Polished Gold
	27K - 2700K		R - Rectangle	BN - Brushed Nickel
	30K - 3000K		S - Square	BZ - Mirror Bronze
	35K - 3500K			MW - Matte White
	40K - 4000K			MB - Matte Black
	45K - 4500K			C - Custom*
	50K - 5000K			
	57K - 5700K			
	65K - 6500K			
	GRN - Green			
	BLU - Blue			
	RED - Red			
	ABR - Amber			
*Contact Factory				



Atom™

The Atom™ is an IP67 miniature LED step light available with either snap-in or screw-mount installation. The asymmetric beam angle and wide lateral throw provide even illumination across step and path surfaces.

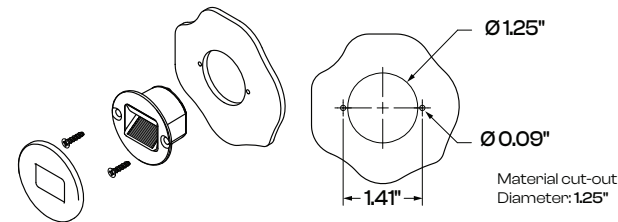
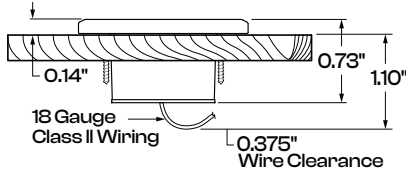
Project

Type

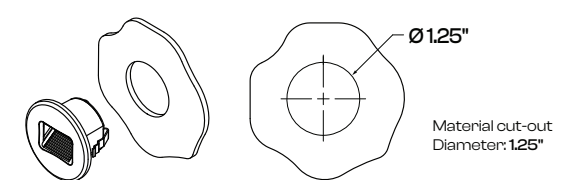
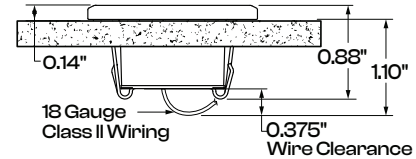
Mounting Systems

*Contact Factory for Modified Mounting Configurations

Screw Mount:



Snap Mount:



Bezel Styles

*Contact Factory for Custom Finishes



Bezel Detail



Matte White



Polished Gold



Polished Chrome

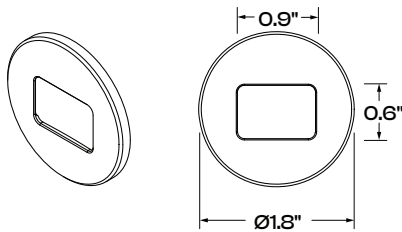


Mirror Bronze

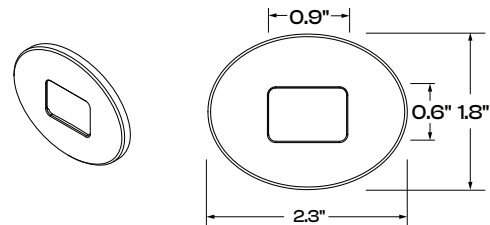


Matte Black

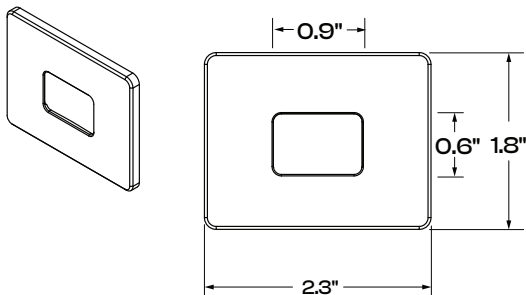
Circle Bezel



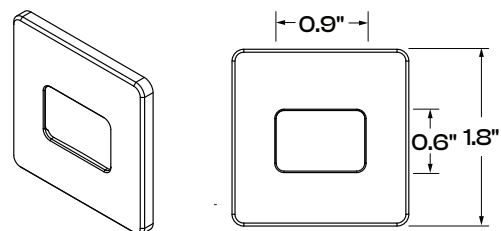
Oval Bezel



Rectangle Bezel



Square Bezel



Atom™

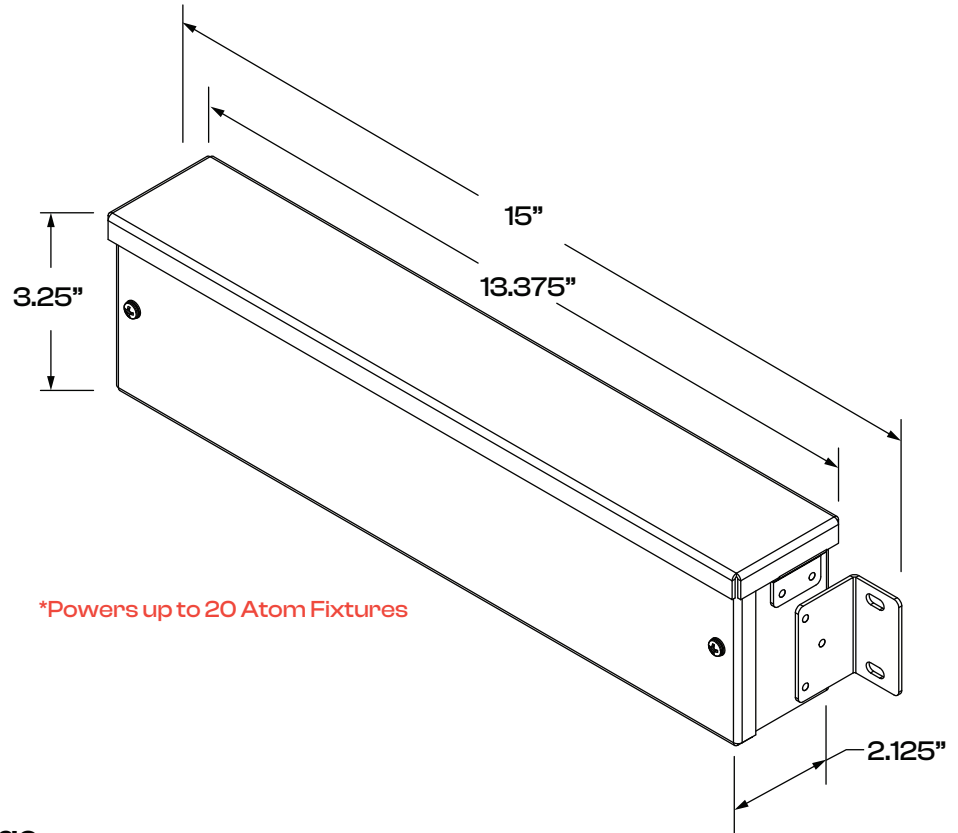
The Atom™ is an IP67 miniature LED step light available with either snap-in or screw-mount installation. The asymmetric beam angle and wide lateral throw provide even illumination across step and path surfaces.

Project

Type

Power Box

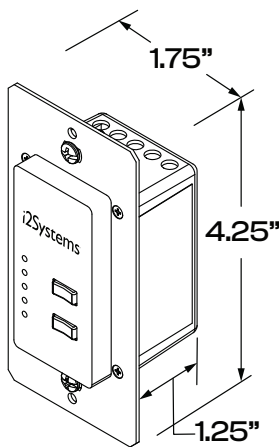
75W Power Box*:
PS24V75W-E05PW



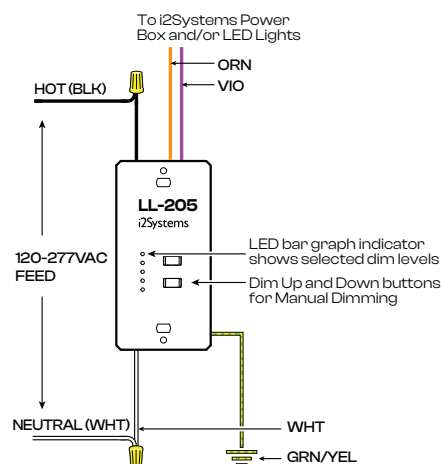
*Powers up to 20 Atom Fixtures

LED Dimmer & 0-10V Bridge

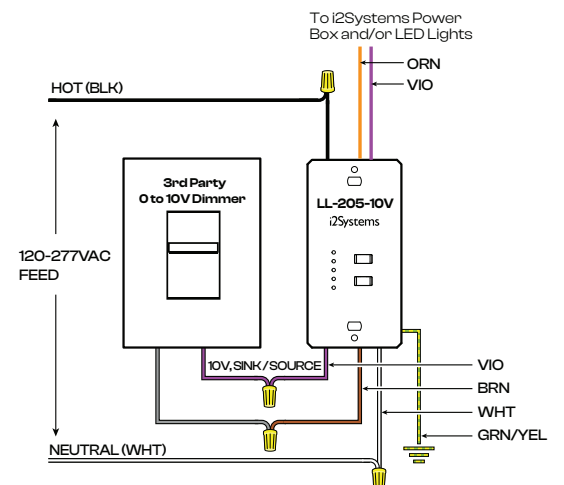
LightLink™ 205
LL-205-10V



Push-Button Dimming



0-10V Dimming



! Refer to Installation instructions for wiring distances or contact factory for voltage drop calculations.

LIGHTLINK™ 205 dims up to 100 Atom fixtures.

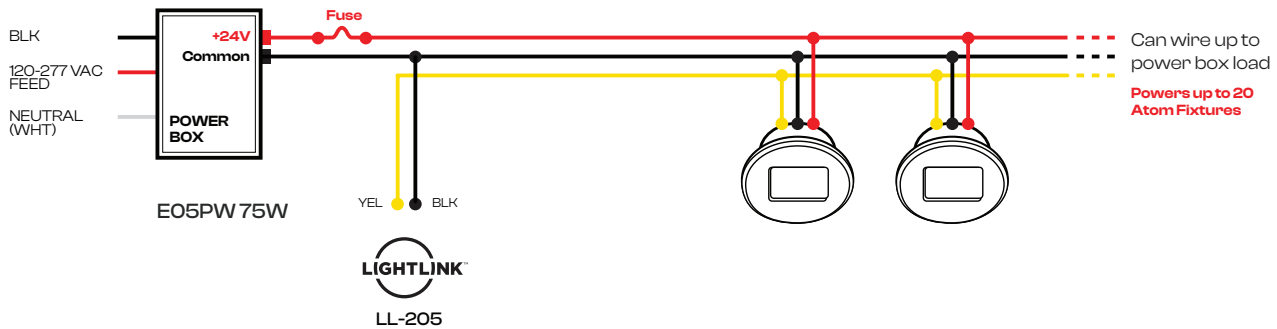
Atom™

The Atom™ is an IP67 miniature LED step light available with either snap-in or screw-mount installation. The asymmetric beam angle and wide lateral throw provide even illumination across step and path surfaces.

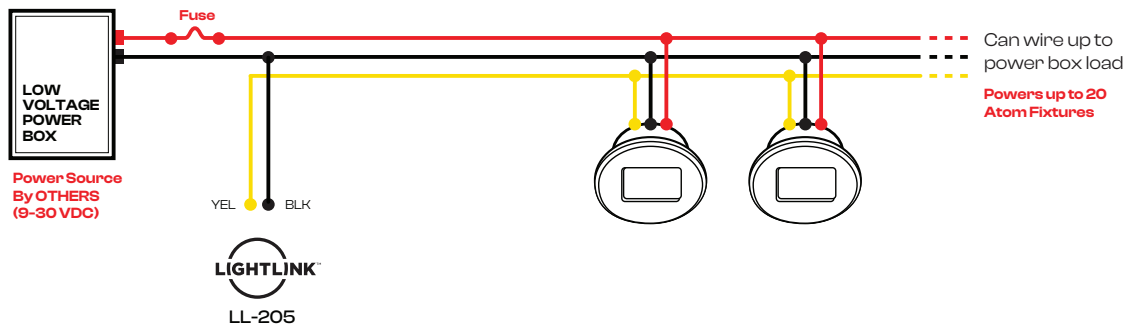
Project

Type

Atom Wiring Diagram - 120-277VAC



Atom Wiring Diagram - LOW VOLTAGE



NEC Compliant for Egress Path

The Atom LED module is designed to focus light down onto the pathway, with almost the entirety of its beam below the 90° horizon line. Wall mounted at 1ft high and 3.5' OC spacing, Atom can provide adequate emergency lighting for a 3Ft wide egress path.

